








# St. RITA HIGH SCHOOL

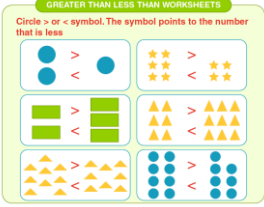
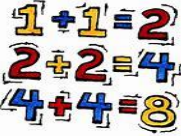
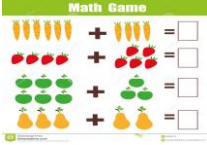

## ANNUAL CURRICULUM 2023-2024

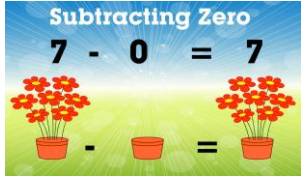

Subject: Mathematics

Grade: PP2

Month/ days	Theme and Sub Theme	Content Based Learning	Application Based Learning	Activities and resources	Learning outcomes	Assessment
April 20	1.How Much do you remember 2.Let us have fun 3.Sorting 4.matching and grouping 5.Same as 6.Inside out side Text book page no: 5 to 22	Learns to recognize Big / small , Thick/Thin, Tall/short, Far/near  Learn the sorting things	Learn the uses of mathematics vocabulary Ex: Big/small Heavy/light	Sorting	Identifies and compares by matching and grouping	Circling, ticking , Identification, worksheets activity
June -25	7. Top-Bottom 8.Smallest- Biggest 9.Biggest to smallest 10.pattern 11. Big,Bigger,Biggest 12.Long,Longer,Longest Text book page no: 23 to 30  	Compare the objects on the basis of size Learns to arrange the numbers from the biggest to smallest & smallest to biggest.  	Using mathematics vocabulary to draw patterns	Draw any big, bigger, biggest object	Identifies & compares by big & small numbers	Identification

<p>July 25</p>	<p>13.Tall, Taller, Tallest 14.Small, smaller, smallest 15.counting-forward &amp; backward 16.Number names 1-20 17.Number names 21-30 18.Number names 31-40 19.Number names 41-50 Text book page no: 31 to 41</p> 	<p>Identifies the numbers &amp; learns the number names</p> 	<p>Learns to counting forward backward numbers</p>	<p>Read the numerals &amp; number names as given and match them correctly</p>	<p>Learns to write numbers and number names</p>	<p>Oral assessment</p>
<p>August 21</p>	<p>20.shapes 21.Numbers 51-60 22.Numbers 61-70 23.Revision 24.Numbers 1 to 70 25.skip counting 26.counting in 2s Text book page no: 42 to 59</p>	<p>Understanding the concept of shapes.</p>  <p>Learning and understanding the concept of skip counting.</p>	<p>Showing them objects of each shape or pictures of objects of each shape to strengthen recognition.</p>	<p>Spot the given shapes and colour them in the given pictures.</p>	<p>Identifies different shapes  Learns to write skip counting by 2's</p>	<p>Oral and reading assessment  Circling skip counting by 2's</p>
<p>September 25</p>	<p>27.skip count(2s)</p>  <p>28. counting in (5's)</p>  <p>29.Numbers(71 to 80) 30.Numbers (81 to 100) 31.Before, after &amp; between Text book page no: 60 to 75</p>	<p>Learn to spell the number names &amp; identify numbers in sequence</p>	<p>Spell the number names  Identifies the position of numbers</p>	<p>Position of numbers by flash cards</p>	<p>Demonstrates understands and write the number names  Identifies the position of numbers.</p>	<p>Oral assessment  Identifications, ticking, counting.</p>

<p>October 19</p>	<p>32.let us have fun 33.Equal to (=) 34.Greater than-(&gt;) 35.less than-(&lt;) 36.The hungry fish Text book page no: 76 to 84</p> 	<p>Learn the comparison skills identify more objects as greater than, less than same quantity as equal to (=)</p>	<p>Uses mathematics vocabulary identifies more objects when comparing</p>	<p>comparison</p>	<p>Recognizes and uses symbols greater than less than bigger smaller and equal to =</p>	<p>Comparing the quantity use symbols &lt;,&gt;=</p>
<p>November 25</p>	<p>37.Things to do 38.Addition 39.Add 40.count and add 41.count add and write Text book page no: 85 to 93</p> 	<p>Counting and putting two or more things together is called addition</p>	<p>Learn how to write the numbers and count them to add</p> <p>Sign + means plus sign = means equal</p> 	<p>Addition activity with cups</p>	<p>Identifies the symbol (+) in addition.</p>	<p>Addition with counters</p>
<p>December 25</p>	<p>42.once more 43.Addition with zero 44.one less than 45.subtraction( how many left) 46.Take away Text book page no: 93 to 102</p> 	<p>Learns about subtraction "minus, less, difference, decrease, take away.</p>	<p>Keeps count 0 What is left over drawing and subtracting remaining lines</p>	<p>Bowling alley by flash cards</p>	<p>Learn the symbol(-) in subtraction Learns and recognize different methods of subtraction.</p>	<p>Subtraction with counters</p>



<p>January 22</p>	<p>47.subtract 48.revision 49.subtraction with 0 Text book page no: 103 to 109</p> 	<p>Knows that for subtraction use backward jumping to count what is left over.</p>	<p>Knows that how numbers are subtracting by zero</p>	<p>Draw lines and subtract using fingers</p>	<p>Learns the symbol(-) in subtraction.</p>	<p>Oral &amp; identification</p>
<p>February 23</p>	<p>50.How much do you remember 51.what time is it. Text book page no: 110 to 112</p> 	<p>Learning children to add and subtract numbers correctly</p>	<p>Showing them pictures and explaining them how the big hand and small hand of a clock helps to depict time.</p>	<p>Draw the clock and show the given time.</p>	<p>Learns to draw&amp; show time at clock</p>	<p>Oral assessment</p>




# St. RITA HIGH SCHOOL

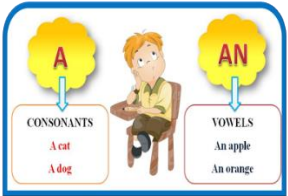

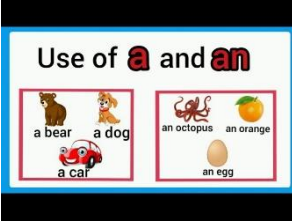
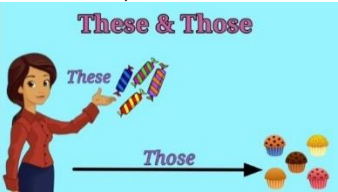


## ANNUAL CURRICULUM 2023-2024

Subject: English

Grade: PP2



Month/ days	Theme and Sub Theme	Content Based Learning	Application Based Learning	Activities and resources	Learning outcomes	Assessment
April-15	1.Scribbling 2.Let us have fun 3.Look and talk 4.Read aloud 5.How much do you remember 6.Look and circle 7.Look trace and write Text book pg.no:- 5 to 17	To exercise free hand movement recognize letters and its phonics sounds	Identify the letters usage in the vocabulary . Helps to print all strokes	Look and talk what given in pictures	Classifies capital and small letters \ Recognizes their phonic sounds	Identify the picture and write the first letter
June-23	8.Once more 9.Alphabet chart  10.'a' sound words and sentences 11.'e'sound words and sentences 12.Word fun 13.'l' Sound words and sentences 14.Let us talk Text book pg.no :18 to 33	Recognize letters and its phonic sounds	Learn to read the words	Read and drop activity Activity Book 9 to 11	Frames words using letters	Identify the picture and circle the correct a,e,l sound words 




<p>July-23</p>	<p>15.'o'sound words and sentences 16.Let us talk 17.'u' sound words and sentences 18.Let us have fun 19.Activity 20.Let us talk Text book pg.no:-34 to 43</p>	<p>Learn to memories a,e,i,o,u sound words</p> 	<p>Learn to frame using words and learn to use words and make new words</p>	<p>Read and drop flash cards Pg.No :14</p>	<p>Frames and makes new words using letters</p>	<p>Identify the picture and write the correct position word</p>
<p>August-24</p>	<p>21.Am,are 22.In the park[This ,That]</p>  <p>23.Answering questions 24.Yes,No 25.Binky and Dinky 26.Action words</p> <p>27.Opposites</p>  <p>28.Rhyming words Text book pg.no:-44 to 57</p>	<p>Learns that am are used with singular subjects</p> <p>Practices to identify action words</p> <p>Identify opposites to different objects</p>	<p>Knows about that are is used with plural subjects</p> <p>Know to use action words in daily life</p> <p>Explore the world of opposites</p>	<p>Write sentences using am/are</p> <p>Read the action words and do actions</p> <p>Read and pick opposite words card [Flash cards] Pg.no:25</p>	<p>Identifies and spells words with beginnings</p> <p>Learn and identifies what are the action words</p> <p>Compares two different things</p>	<p>Oral Assessment</p> <p>Reading assessments</p> <p>Write Opposites.</p>

<p>September-21</p>	<p>29. Let us have fun 30. 'A' and An</p>  <p>31. Aa, Ee, Ii, Oo, Uu 32. Let us talk 33. How much do you remember 34. one day many</p>  <p>35. Revision Text book pg.no:-58 to 73</p>	<p>Recognize the importance of (a &amp; an) knows where A and An is used</p> <p>To gain and understanding of the words as one as many</p>	<p>Learns how to use (a &amp; an) before words</p> <p>Learn spellings of words with as many as and without as one</p>	<p>Use ( a or an) cards correctly</p> <p>Add's' to the words</p>  <p>Activity -II ,Pg.no:4,5</p>	<p>Recognizes to use 'a' or 'an' appropriately for beginning vowel and consonants sound words</p> <p>Compares singular and plural things read the words wit case</p>	<p>Print (A OR An)</p> <p>Reading Assessment</p>
<p>October-16</p>	<p>36. These, Those</p>  <p>37. Look and Do 38. Let us have fun 39. Action words 40. In, On</p>  <p>41. I can do 42. With the family Text book pg.no:-74 to 81</p>	<p>Learns that how to point a specific things person by using these , those</p> <p>Learns to look at the pictures and read the sentences</p>	<p>Learns to use words and make sentences</p> <p>Children will learn to talk about how they wish</p>	<p>Places your toy&amp; tell the position</p>	<p>Use in/on appropriately</p> <p>Learns to how to wish/greet or talk to their family</p>	<p>Identify the picture and write the correct position words</p> <p>Oral Assessment</p> 

<p>November -24</p>	<p>43.Describing Words <b>DESCRIBING WORDS</b></p> <p>44.Word fun 45.Hello 46.Opposites 47.Action words 48.Let us talk 49.Describing words Text book pg.no:-82 to 92 Course-III</p>	<p>Identify opposites of different objects</p> <p>Learns to know about how many days are there in a week</p>	<p>Explore the word of opposites</p> <p>Grains knowledge to read and analyses</p>	<p>Read and pick opposite words card</p> <p>Make a train &amp; write days of the week</p> <p>Activity -III</p>	<p>Compare two different things</p> <p>Identifying and writing what comes one after the other day of a week</p> <p>Practice -III</p>	<p>Write opposites</p> <p>Oral and reading assessment</p>
<p>December -23</p>	<p>50.Days of the week</p> <p>51.Months of the year</p> <p>52.Let us talk 53.Opposites</p>	<p>Learn to know about their likes &amp; dis likes</p>	<p>Gains knowledge about things which they like &amp; do not like</p>	<p>Draw any two things and write your like/dis likes</p>	<p>Identifies their likes and dislikes</p>	<p>Oral Assessment</p>



<p>December -23</p>	<p>54. I Like , I do not like</p>  <p>55. Let us read Text book pg.no:-93 to 103</p>					
<p>January- 24</p>	<p>56. I Am / you are 57. Let us write 58. Is, are</p>  <p>59. Please 60. May I 61. How much do you remember 62. Let us write 63. Let us talk 64. Answering Questions 65. Let us write Text book pg.no:-104 to 115</p>	<p>Learns how to use I, Am/You are</p> <p>Learns that are used with plural subjects</p> <p>Learn to answer a question by seeing picture</p>	<p>Learn to use words and make sentences</p> <p>Gains knowledge how to use is are in sentences</p> <p>Gains knowledge that 'yes' 'no' is used in vocabulary and to complete question</p>	<p>Read and pick words</p> <p>Show and talk activity</p>	<p>Use appropriately words in sentences</p> <p>Frames words using Is, Are</p> <p>Uses the 'yes/no' appropriately in question/answer</p>	<p>Introduce yourself by using I/Am</p> <p>Oral Assessment</p> <p>Oral Assessment</p>

<p>February-23</p>	<p>66.Let us read 67.Revision 68.Under/Between 69.Let us read 70.Action Words</p>  <p>71.Answering Questions 72.Let us write 73.Sentences</p>  <p>74.Kitty is hurt</p>  <p>75.Let us read Text book pg.no:-116 to 127</p>	<p>Learn how to use(Under/Between)</p> <p>Learn to memorize action words</p> <p>Learns to look at the picture to read aloud</p>	<p>Gains knowledge how to use (Under/Between) in sentences</p> <p>Learns how to frame action words</p> <p>Gains knowledge to look at the pictures and read loudly</p>	<p>Write sentences using(Under/Between) knows the position</p> <p>Pick and talk</p> <p>Look and read aloud</p>	<p>Frames words using (under/between)</p> <p>Identifies and spell words</p> <p>Learns and identifies how to look at the picture and read</p>	<p>Identify the picture and write their positions</p> <p>Identify the picture and say the correct action word</p> <p>Oral Assessment</p>
<p>March-19</p>	<p>Revision</p>					

# St. RITA HIGH SCHOOL

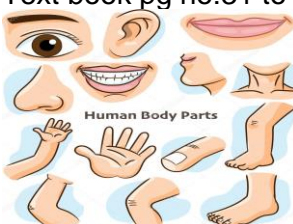


## ANNUAL CURRICULUM 2023-2024





Subject: EVS







Activity book-1





Practice Book -I

Grade: PP2

Month/ days	Theme and Sub Theme	Content Based Learning	Application Based Learning	Activities	Learning outcomes	Assessment
April & June -25	<p>1.This is me..... 2.my body..... 3.Family..... 4.My home..... 5.My school.....</p> <p>Text book pg no:5 to 30</p> <p>6.Funtime 7.My neighborhood 8.Good habits Text book pg no:31 to 36</p>  <p>Human Body Parts</p>	<p>To learn about the term family . To identify family members.</p> <p>To list the different body parts and their functions Healthy objects wake up early Brush twice a day Take bath daily Avoid junk food</p> <p>Children will realize the importance of going to school every day.</p>	<p>Learns the names of the family members To identify the different types of families like small, big, joint family.</p>   <p>Understand the importance of exercise Awareness about good and bad touch. To follow good habits. Observe elders and learn good manners.</p>	<p>Warm up activity ; Rhyme: Father finger Mother finger With the help of match sticks draw pictures of family members.</p> <p>Show and speak activity on body parts</p> <p>Flash cards</p> <p>Know about their school and class –mates, teachers Recourses: - Flash cards, my school video. Pg.no: 48,49</p>	<p>Describe about family knows about how family members help each other Learn vocabulary related to family.</p> <p>Recognizes body parts and their importance know the importance of five sense organs</p> <p>Children will describe about their school in 5 sentences</p>	<p>Show and talk</p> <p>Identify the picture and name the correct word</p> <p>Identify the pictures and tell their names .</p>
July 25	<p>9.Healthy habits 10.Be good 11.fun time 12. safe and unsafe habits 13.people who help us</p>	<p>Healthy objects: Wake up early Brush twice a day Take bath daily Be good</p>	<p>Understand the importance of healthy habits. Awareness about good and bad touch</p>	<p>Discussing about healthy habits. Activity:- discussing about safe and unsafe habits</p> <p>Identify the pictures and name them</p>	<p>Recognizes the importance of healthy habits.</p> <p>Learn related vocabulary and know the importance of safe and unsafe habits</p>	<p>Identify the pictures and name the correct habit.</p> <p>Identify the picture from the text book</p>

<p>July 25</p>	<p>Text book pg no:37 to 56</p>  <p>Pg.No 58 to 60</p>	<p>Understand the importance of safe and unsafe habits. Identify and learn about people who help us.</p>	<p>Know the different types of helpers.</p>		<p>Recognizes people who helps us.</p>	<p>and read the correct word. Oral assessment.</p>
<p>August 21</p>	<p>14.My friends 15.seasons 16.Colours 17.means of transport 18.Animals and their babies. Text book pg no:57 to 69 Pg.No 63,64  Course-II</p>	<p>Learn about four seasons that occur in a year.</p> <p>Learn&amp; differentiate between land , water, and air transport</p> <p>Identify animals and their babies.</p>	<p>Know the different types of weather and things associated with each seasons.</p> <p>Knows the importance of means of transport.</p>  <p>Observe the animals in surroundings.</p>	<p>Identify the seasons and read their correct names . Identify the means of transport. See the picture and identify different types of animals and their babies.</p>  <p>Pg.no55,56 Practice -II</p>	<p>Recognizes three seasons.</p> <p>Understand about different types of transport</p> <p>Recognize animals and their babies.</p>	<p>Work sheets</p> <p>Identify modern types of transport.</p> <p>Write the spellings of animals and their babaies.</p>
<p>September 25</p>	<p>19.Animals and their sounds 20.creepy crawlies (Insects) 21.story of a butterfly 22. fun time Text book pg no:70 to 73 Pg.No 55</p>	<p>To identify different types of insects</p> 	<p>Observe the insects around us Learn about different insects.</p>	<p>See the picture and identify the insects. Pg.No 37 to 39</p>	<p>Name the different types of insects Pg.no : 43 to 47</p>	<p>Identify the picture and name them.</p>

<p>October 19</p>	<p>23.Birds 24.our national festivals 25.our national symbols 26.our national flag</p>  <p>27.people of India Text book pg no:74 to 79</p>	<p>To identify different types of birds</p>	<p>Observe the birds around us Learn about different birds.</p> 	<p>See the picture and identify the birds</p>	<p>Identify the birds</p>	<p>Work sheets (oral assessments)</p>
<p>November 25</p>	<p>28.festivals 29.parts of a plant</p>  <p>30.trees 31.shrubs 32.herbs Text book pg no:80 to 87</p>	<p>Identify different types of plants and recognize the parts of plants.</p> <p>Identify the different types of flowers</p>	<p>Realize that how plants are important of living things.</p> <p>List the uses of flowers.</p> 	<p>Germination of a seed and discovers how a baby plants grows from a seed.</p> <p>Draw and colour any Two types of flowers.</p>	<p>Identify the plants your surroundings and name them.</p> <p>Identify the different types of flowers</p> <p>Differentiate between shrubs and herbs.</p>	<p>Draw plants and write their parts. Write some flowers names Work sheets (shrubs, herbs).</p> 
<p>December 25</p>	<p>33.let us grow a plant 34.trees-our friends 35.leaves 36.fruit seeds Text book pg no:88 to 94</p>	<p>Discuss about different types of fruit seeds.</p> <p>Identify the different types of leaves.</p>	<p>Identify the fruit seeds.</p> <p>Observe the leaves in the surroundings.</p>	<p>Activity: draw a fruit seed and colour it.</p> <p>See the picture and identify the same leaves.</p>	<p>Describe the different types of fruit seeds</p>  <p>Recognize leaves and name them.</p>	<p>Collect some different types of fruit seeds</p> <p>Work sheets</p>





<p>January 22</p>	<p>37.keeping safe on roads 38.living or non-living</p>  <p>39.natural or human made 40. Air Text book pg no:95 to 103</p>	<p>Understand the importance of air</p>	<p>Realize that air is essential for life.</p>	<p>Circle the things that needs air.</p>	<p>Knows the importance of air in our daily life</p>	<p>Work sheet</p>
<p>February 23</p>	<p>41. water 42.days of the week</p>  <p>43.games 44.computers</p>  <p>45.reduce, reuse, recycle Text book pg no:104 to 116</p>	<p>To know the uses of water and from where we get fresh water.</p> <p>Learns to know about how many days are there in a week</p>	<p>To identify different uses of water</p> <p>Gains knowledge to read and analyse</p>	<p>Identify different places from where we get water.</p> <p>Make a train and write days of the week</p>	<p>Knows about uses of water to live</p> <p>Identifying what comes one after the other day of a week</p>	<p>Identify the picture and name the place where we get water.</p>  <p>Oral and reading assesment.</p>

# St. RITA HIGH SCHOOL

## ANNUAL CURRICULUM 2023-2024

Subject: Rhymes





Grade: PP2

Month/ days	Theme and Sub Theme	Content Based Learning	Application Based Learning	Activities and resources	Learning outcomes	Assessment
April-15	<p>1.Mary had a little lamb Rhyme book pg.no:-1</p>  <p>2.Eencey weencey spider Rhyme book pg.no:-2</p> 	<p>Learn Vocabulary:-Lamb, snow,little,mary,fleece,w hite,went . Learn Vocabulary:- Eency , weencey ,climb , spider , rain ,water, spout</p>	<p>Uses vocabulary in spoken English and expresses rhyme through body language</p>	<p><a href="https://www.youtube.com/watch?v=CkRdvGmcCBE">https://www.youtube.com/watch?v=CkRdvGmcCBE</a></p>	<p>Learns to express as described in the rhyme</p>	<p>Recitation of rhyme with proper pronunciation .expression intonation and body language</p>
June-23	<p>3.Pitter patter raindrops Rhyme book pg.no:-3</p>  <p>4.Finger Family Rhyme book pg.no:-4</p>	<p>Learn Vocabulary:- Rain drops , patter , dry , umbrella ,pitter ,bud ,grow , sky Learn Vocabulary:- Finger , fatten , brother ,mother , sister , dolly , family , knee , baby , grow</p>	<p>Learn about finger family Uses vocabulary in English spoken language</p>		<p>Learn express about what is in rhyme.</p>	<p>Oral</p>

<p>July-23</p>	<p>5.Hickory Dickory Dock Rhyme book pg.no:-5</p>  <p>6.Do you know the muffin man Rhyme book pg.no:-6</p> 	<p>Learn Vocabulary:- Hickory , dickory ,clock , dock ,flew , away ,bird ,struck , mouse , down</p> <p>Learn Vocabulary:- Muffin , lives ,drury, lane , man , know</p>	<p>Learns about the hickory dickory dock by singing rhyme</p>	<p>Look at the bakery and recite the rhyme.</p>	<p>Demonstrates the good habits</p>	<p>Recitation of rhyme with proper pronuciation</p>
<p>August- 24</p>	<p>7.Wee Williewinkie Rhyme book pg.no:-7</p>  <p>8.Little miss muffet Rhyme book pg.no:-8</p> 	<p>Learn Vocabulary:- Willie , town , winkie , rapping , lock , children , bed ,down , stairs</p> <p>Learn Vocabulary:- Muffet , curd ,spider ,beside , sat ,big , eating , frightened ,tuffet</p>	<p>Choose a favourite cozy line of the rhyme Learn about the we willie winkie</p>	<p><a href="https://www.youtube.com/watch?v=pETGsqr7E3Kc">https://www.youtube.com/watch?v=pETGsqr7E3Kc</a></p>	<p>Shows confidence and involvement in learning</p>	<p>Oral</p>
<p>Septemb er-21</p>	<p>9.The ants go marching Rhyme book pg.no:-9</p>  <p>10.Yes I can Rhyme book pg.no:-10</p> 	<p>Learn Vocabulary:- Ant ,hurrah ,marching ,climb ,stops , boom , down , grounds</p> <p>Learn Vocabulary:- Clap , fly , yes , bird , elephant , stomp , sing</p>	<p>Learn about the The ants go marching ,one by one , hurrah , hurrah</p>	<p><a href="https://www.youtube.com/watch?v=Pjw2A3QU8Qg">https://www.youtube.com/watch?v=Pjw2A3QU8Qg</a></p>	<p>Develops appreciation skills</p>	<p>Oral</p>



<p>October-16</p>	<p>11.My bicycle Rhyme book pg.no:-11</p>  <p>12.Five little monkeys Rhyme book pg.no:-12</p> 	<p>Learn Vocabulary:- Bicycle , high, stop , green , time gate , wait , red</p> <p>Learn Vocabulary:- Monkeys , bed , head , more , jumping , mama , bumps , doctor , call</p>	<p>Know about five little monkeys</p>	<p><a href="https://www.youtube.com/watch?v=LrM62pv56o0">https://www.youtube.com/watch?v=LrM62pv56o0</a></p>	<p>Learns to express as described in the rhyme</p>	<p>Proper pronunciation expression</p>
<p>November-24</p>	<p>13.Brush your teeth Rhyme book pg.no:-13</p>  <p>14.Miss polly had a dolly Rhyme book pg.no:-14</p> 	<p>Learn Vocabulary:- Brush , keep , night ,wife , side , softly , school ,teeth , wife</p> <p>Learn Vocabulary:- Polly , sick , quick , dolly , hat ,tat , paper pill , bill , bag</p>	<p>Know about daily routine of brushing teeth</p> <p>Choose a favourite cozy line of the rhyme</p>	<p><a href="https://www.youtube.com/watch?v=GlrUJd6aCVE">https://www.youtube.com/watch?v=GlrUJd6aCVE</a></p>	<p>Learned about how to brush teeth</p> <p>Learns to recite rhymes with action</p>	<p>Read aloud</p> <p>Do action &amp; read aloud the rhyme</p>
<p>December-23</p>	<p>15. The wheel on the bus Rhyme book pg.no:-15</p>  <p>16.Boogie woogie Rhyme book pg.no:-16</p> 	<p>Learn Vocabulary:- Wheel , bus , round , beep , horn , long , swish , wipers , laugh</p> <p>Learn Vocabulary:- Night , hand , woogie , shake , boogie , foot , in ,out</p>	<p>Knows about the following parts of abus</p> <p>Gain knowledge about left &amp; right</p>	<p><a href="https://www.youtube.com/watch?v=AAcvNzhbyWQ">https://www.youtube.com/watch?v=AAcvNzhbyWQ</a></p>	<p>Shows confidence and involvement in learning develops reading</p> <p>Learn to express as described in the rhyme and boost's student language</p>	<p>Oral Assessment</p>




<p>January-24</p>	<p>17.Mr.Bunny Mr Bunny Rhyme book pg.no:-17</p>  <p>18.Days of the week Rhyme book pg.no:-18</p> 	<p>Learn Vocabulary:- Bunny , stop , hop , must , coming , lots , easter ,colour , blue , pink , green</p> <p>Learn Vocabulary:- Week , says , sing , play , these , with.</p>	<p>Learn about Mr.Bunny (Rabbit )</p> <p>Learns days of the week by singing a rhyme</p>	<p>Make a train &amp; write days of the week</p>	<p>Learns to express as described in the rhyme</p> <p>Children learned rhyme days of the week</p>	<p>Recitation of rhyme with proper</p> <p>Pronunciations expression and body language</p>
<p>February-23</p>	<p>19.Through the jungle the elephant Rhyme book pg.no:-19</p>  <p>20.Puff a train Rhyme book pg.no:-20</p> 	<p>Learn Vocabulary:- Through , trunk , leaves , feet , fat , stamping , munching , jungle , elephant , tree</p> <p>Learn Vocabulary:- Train , sea , take , puff , noisy , chook , please , me , little , cooo</p>	<p>Gains knowledge about elephant &amp; jungle animals</p> <p>Through rhyme children will learn about train</p>	<p>Join the dots and colour the elephant</p> <p>Join the dots colour the train</p> <p><a href="https://www.youtube.com/watch?v=qM0QgQHv6Q4">https://www.youtube.com/watch?v=qM0QgQHv6Q4</a></p>	<p>Learned few lines about elephant &amp; some other animals</p> <p>Learned about train &amp; its place</p>	<p>Oral Assessment</p> <p>Read loudly</p>
<p>March-19</p>	<p>Revision</p>					



# St. RITA HIGH SCHOOL

## ANNUAL CURRICULUM 2023-2024

Subject: Stories

Grade: PP2

Month/ days	Theme and Sub Theme	Content Based Learning	Application Based Learning	Activities	Learning outcomes	Assessment
April June 25	1.Be my Friend (stories book pg no: 3 to 9) 	Learns related vocabulary to story	Uses vocabulary in English spoken languages <a href="http://bloomsbury.com/uk/will-you-be-my-friend-">http://bloomsbury.com/uk/will-you-be-my-friend-</a>	Enact with your friends related to story. Stories book Page no: 10	Expresses through body languages and recites while at play develops communication skills.	Oral
July 25 August 21	2.Turnip SOUP (stories book pg no: 11 to 17) 	Learns about the turnip and develop knowledge about other vegetables	Learns about turnips and their uses Demonstrates the interest to story <a href="https://www.youtube.com/watch?v=XYXsLmgvWnA&amp;pp=ygULdHVybmlwIHNVdXA%3D">https://www.youtube.com/watch?v=XYXsLmgvWnA&amp;pp=ygULdHVybmlwIHNVdXA%3D</a>	Repeat story by seeing video Resources : video Stories book Page no: 18	Learns to express as described in the story	Recitation of story with proper pronunciation expression in to action and body language.
September 25 October 19	3.when the sky fell (stories book pg no: 19 to 23) 	To identify different types of animals from story	Gains knowledge to be compassionate towards animals <a href="https://www.youtube.com/watch?v=fcTQvedURHk&amp;pp=ygUXd2hlbiB0aGUgc2t5IGZlbGwgc3Rvcnk%3D">https://www.youtube.com/watch?v=fcTQvedURHk&amp;pp=ygUXd2hlbiB0aGUgc2t5IGZlbGwgc3Rvcnk%3D</a>	Join the dots and colour the elephant Stories book Page no: 24	Learns to describe story in a playful manner	Recites story by doing actions.

<p>November 25 December 25</p>	<p>4. The Hare and the Tortoise (stories book pg no: 25 to 31)</p> 	<p>To know about you can be more successful by doing things slowly</p>	<p>Gains knowledge about slow and study wins the race</p> <p><a href="https://www.youtube.com/watch?v=GfsGU4L7iTww">https://www.youtube.com/watch?v=GfsGU4L7iTww</a></p>	<p>Colour the given picture (tortoise) Stories book Page no: 32</p>	<p>Learns about always slow and study wins the race</p>	<p>Oral assessments &amp; answer the questions</p>
<p>January 22 February 23</p>	<p>5. The Ant and the Pigeon (stories book pg no: 33 to 39)</p> 	<p>Learns how to act kindness with others</p>	<p>Gains knowledge about if you do good, good will come to you</p> <p><a href="https://youtu.be/TpLhLBhFTag">https://youtu.be/TpLhLBhFTag</a></p>	<p>Watch the video and click the correct picture Stories book Page no: 40</p>	<p>Learns about a good deed never goes unnoticed</p>	<p>Oral assessment</p>


# St. RITA HIGH SCHOOL


## ANNUAL CURRICULUM 2023-2024


Subject: Telugu

Grade: PP2

Month & w.days	Theme /sub theme	Concept Based Learning	Application Based Learning	Activity	Learning outcomes	Assessment																													
జూన్ 25	1 ప్రార్థనలు text book pg no :2 అమ్మ కు నాన్నకు జే జే లు 2.అచ్చుల పరిచయం [ అ నుండి ఋ వరకు] Pg no 4 to 7 <b>అ ఆ ఇ ఈ ఉ ఊ ఋ ఋ ఋ ఎ ఏ ఐ ఒ ఓ ఔ అం అః</b>	అచ్చులు అ,ఆ,ఇ,ఈ,ఉ,ఊ ,ఋ ,ఋ	చుక్కలను కలుపుతూ అక్షరాలను రాయండి	బొమ్మలను చూసి పేర్లు చెప్పండి 	అచ్చులు అ నుండి రూ వరకు గల అక్షరాలను గుర్తించి చెప్పండి <table border="1"> <tr> <td>ఇ</td> <td>ఆ</td> <td>రూ</td> <td>ఉ</td> <td>ఈ</td> </tr> <tr> <td>అ</td> <td>ఋ</td> <td>ఊ</td> <td></td> <td></td> </tr> </table>	ఇ	ఆ	రూ	ఉ	ఈ	అ	ఋ	ఊ			అచ్చులు ఖాళీలను లోపించిన అక్షరాలతో పూరించండి <table border="1"> <tr> <td>అ</td> <td>ఆ</td> <td>ఇ</td> <td>ఈ</td> <td>ఉ</td> <td>ఊ</td> <td>ఋ</td> <td>ఋ</td> </tr> </table>	అ	ఆ	ఇ	ఈ	ఉ	ఊ	ఋ	ఋ											
ఇ	ఆ	రూ	ఉ	ఈ																															
అ	ఋ	ఊ																																	
అ	ఆ	ఇ	ఈ	ఉ	ఊ	ఋ	ఋ																												
జూలై 25	3 . గేయం [జేజేలు ] అచ్చులు [ఎ నుండి అః వరకు ] సరస్వతి సమస్తుభ్యం అ నుండి అః Pg no 10 to 15	అచ్చులు ఎ ఏ ఐ ఒ ఓ ఔ అం అః	గేయాన్ని రాగయుక్తంగా పలుకుట చుక్కలను కలుపుతూ అక్షరాలను	బొమ్మలను చూసి పేర్లు చెప్పండి 	అచ్చులు-అ నుండి అః వరకు గల అక్షరాలను గుర్తించి చెప్పండి <table border="1"> <tr> <td>ఇ</td> <td>ఐ</td> <td>ఓ</td> <td>ఎ</td> <td>ఆ</td> <td>అ</td> <td>ఉ</td> </tr> <tr> <td>ఎ</td> <td>ఋ</td> <td>అ</td> <td>ఊ</td> <td>అ</td> <td>ఔ</td> <td>ఈ</td> </tr> <tr> <td></td> <td></td> <td></td> <td></td> <td></td> <td>/</td> <td></td> </tr> </table>	ఇ	ఐ	ఓ	ఎ	ఆ	అ	ఉ	ఎ	ఋ	అ	ఊ	అ	ఔ	ఈ						/		అచ్చులు ఖాళీలను లోపించిన అక్షరాలతో పూరించండి <table border="1"> <tr> <td>అ</td> <td>ఆ</td> <td>ఇ</td> <td>ఈ</td> <td>ఉ</td> <td>ఊ</td> <td>ఋ</td> <td>ఋ</td> </tr> </table>	అ	ఆ	ఇ	ఈ	ఉ	ఊ	ఋ	ఋ
ఇ	ఐ	ఓ	ఎ	ఆ	అ	ఉ																													
ఎ	ఋ	అ	ఊ	అ	ఔ	ఈ																													
					/																														
అ	ఆ	ఇ	ఈ	ఉ	ఊ	ఋ	ఋ																												

			రాయండి																	
ఆగష్టు 21	4 హల్లులు [క నుండి జ్ఞ వరకు] అల్లరి చేస్తే పిల్లోస్తుంది గేయం ఆటల పాటలు చెప్పేక్క	హల్లులు క ఖ గ ఘ జ్ఞ చ ఛ జ ఝ ina	హల్లులు క నుండి ిన వరకు అక్షరాన్ని గుర్తించి పలకాలి  Hallulu – Velars హల్లులు – “క” వర్గం ka kha ga gha -j క ఖ గ ఘ జ	అక్షరాలను సున్నా చుట్టిన అక్షరంతో కలిపి పదాలను రాయండి ఈ ఊ క ఎ	శబ్ద వినికొడిని బట్టి చదువుట వ్రాయుట  Hallulu – Palatals హల్లులు – “చ” వర్గం cha cha ja jha -n చ ఛ జ ఝ ఞ	హల్లులను గుర్తించి సున్నా చుట్టండి  అ క ర య ఛ ఎ గ జ ఇ ఊ ఘ														
సెప్టెంబర్ 25	5 హల్లులు ట నుండి న pg no 22 to 29 దాగుడు మూత pg no 17 to 21	హల్లులు ట ర డ ఢ ణ త ఠ ద ఢ న	అక్షరాలను గుర్తించి చదవండి  థ ట న రు ష డ జ చ డ క ఢ త ష డ గ చ ర ఛ	ఈ కింది బొమ్మలను గుర్తించి అక్షరాలు రాయండి  'ట' వర్ణము ట, ర, డ, ఢ, ణ	అక్షరాల మధ్య తేడాను గుర్తించుట  క - ఖ - గ - ఘ - జ - ఞ వర్ణం. చ - ఛ - జ - ఝ - ఞ - ఞ వర్ణం. ట - ఠ - డ - ఢ - ణ - ణ వర్ణం. త - ఠ - డ - ఢ - న - న వర్ణం. ష - ష - ష - ష - మ - మ వర్ణం. 	మౌఖిక పరీక్ష														
అక్టోబర్ 19	.హల్లులు ప నుండి శ వరకు Pg no 39 to 44 చిట్టి చిట్టి మిరియాలు	హల్లులు .ప ఫ బ భ మ య ర ల వ శ	అక్షరాలను గుర్తించి చదవడం రాయడం ప ఫ బ భ మ య ర ల వ శ	హల్లుతో వచ్చే చిత్రాన్ని గుర్తించి సున్నా చుట్టండి	హల్లులు [క నుండిశ వరకు అక్షరాలను గుర్తించి చదవండి	హల్లులు [క నుండి మ వరకు అక్షరాలను రాయండి														

<p>నవంబర్ 25</p>	<p>హల్లులు ష నుండి ఐ వరకు పునశ్చరణ క నుండి ఐ pg no 27 to 29</p>	<p>హల్లులు ష స హ శ క్ష ఐ</p>	<p>అక్షరాలను వరుస క్రమంలో వ్రాయడం చదవడం</p>	<p>.అక్షరాలను సున్నా చుట్టిన అక్షరం తో కలిపి పదాలను రాయండి అర అరక ఈ ఈక నల నలక మర మరక పడ పడక</p>	<p>అచ్చులు హల్లులు గుర్తించగలుగుట</p>	<p>మౌఖిక పరీక్షా మరియు అక్షరమాల అ నుండి ఐ వరకు రాయండి</p>
<p>డిసెంబర్ 25</p>	<p>8పునశ్చరణ క నుండి ఐ వరకు అక్షరమాల అ నుండి ఐ Pg.No :45 to 47 కాకి కాకి కావ్ కావ్</p>	<p>గుర్తులు</p>	<p>గుర్తులను గుర్తించగలుగుట</p>	<p>ఈ క్రింది అక్షరాలను గుణింతపు గుర్తులను వ్రాయండి ఐ ణి అం ఋ ఒ ఇ ఆ ఈ అ</p>	<p>గుణింతపు గుర్తులను గుర్తించి చదవగలుగుట</p> 	<p>మౌఖికం గుణింతపు గుర్తులను చదవండి</p>

<p>జనవరి 22</p>	<p>గుర్తులు అ-తలకట్టు నుండి అః చిన్నారి చిలుక</p>	<p>గుర్తులు</p>	<p>గుర్తులను పలికించుట</p>	<p>గుర్తులను గుర్తించుట</p> <p>క ఖ గ ఘ ఙ చ ఛ జ ఝ ఞ ట ఠ డ ఢ ణ త థ ద ధ న ప ఫ బ భ మ</p> <p>య ర ల వ శ ష ష స హ ళ ళ ట</p>	<p>అక్షరం - గుర్తులపై అవగాహన</p>	<p>.ఈ క్రింది అక్షరాలకు గుర్తులను వ్రాయండి గ ట డ చ ఫ</p>
<p>ఫిబ్రవరి 23</p>	<p>11.గేయం దాగుడుమూత 12 పునశ్చరణ ఒత్తులు క నుండు ఐ వరకు 13 అంకెలు ఒకటి నుండి పది వరకు</p>	<p>అంకెలు అక్షరాలు</p>	<p>అంకెలు అక్షరాలను చదువుట వ్రాయుట లిఖితం భాషణం శ్రవణం</p>	<p>.చిత్రాలను లెక్కించి అక్షరాలలో వ్రాయండి</p>	<p>అంకెలు అక్షరాలు వ్రాయుట</p> 	<p>మౌఖిక పరీక్ష</p>
<p>March</p>	<p>Revision</p>					






# St. RITA HIGH SCHOOL

## ANNUAL CURRICULUM 2023-2024

Subject: Hindi

Grade: PP2

Month & w.days	Theme /sub theme	Concept Based Learning	Application Based Learning	Activity	Learning outcomes	Assessment
June25	Pre-writing skills Strokes:standing line, sleeping line, right curve, left curve, right slanting, left slanting, head stroke tall stroke Tb pg no a to eu	To hold and move pencil effectively with grip To develop fine motor skills	To develop visualization skills To identify and write the letters	Sand activity: Tracing letters in sand with fingers Flash cards,composite curriculum book Audio visuals, Action words: <a href="http://www.youtube.com/watch?V=KA2Pd6gkds">http://www.youtube.com/watch?V=KA2Pd6gkds</a>	Traces and writes the with eye and hand co-ordination Identification and applies to write letters	Identification of strokes and tracing
July25	Swar vowels Ru to aha अ आ इ ई उ ऊ ( रु) ए ऐ ओ औ(am,aha) Tb pg no 8 to 23 	Identify and form the letters Print the letters in sequential order Relate the picture with letter Name the letter	To demonstrate listening, reading,writing and visualization skills	Dough activity to form the shape of letters using dough अ आ इ ई उ ऊ ( रु) ए ऐ ओ औ(am,aha) 	Identifies and writes the letters in sequence Relates the pictures to the letters Recognizes and says is swar letters with its sound	Missing letters Identify with picture Writing in sequence
August 21	Vyanjan (consonants) ka to gna 	Identify and form the letters Print the letters in sequential order Relate the picture with letter Name the letter Defferntiate swar and vyanjan	To demonstrate listening, reading and visualization skills	Rubber band activity Stretch rubber band by saying the sound of the letter Vyanjan: <a href="https://www.youtube.com/watch?V=U8MfXjiLOrM">https://www.youtube.com/watch?V=U8MfXjiLOrM</a> Vyanjan words: <a href="https://www.youtube.com/watch?V=2KuVxieYqWg">https://www.youtube.com/watch?V=2KuVxieYqWg</a>	Identifies and writes the letters in sequence Relates the pictures to the letters Recognizes and says 36 vyanjan letters with its sound	Missing letters identify with picure Writing in sequence

<p>September 25</p>	<p>Vyanjan च to una काला सफ़ेद नीला लाल पीला नरंगी गुलाबी हरा रंगों के नाम</p>	<p>To identify the colours and name them in hindi</p>	<p>To demonstrate Analysing, thinking and visualizadtion skills Relate the colours with the objects around us</p>	<p>Colours <a href="https://www.youtube.com/watch?V=BGbmcQcRJoQ">https://www.youtube.com/watch?V=BGbmcQcRJoQ</a></p>	<p>Differntiates and says the name of the colours</p>	<p>Identif the colour of fruit, animal and object</p>
<p>October 19</p>	<p>Vyanjan त था द ध न सब्जी (vegetables) Tb pg no 27</p>	<p>Name the vegetables in hindi</p>	<p>To demonstrate Analysing, thinking and visualization skills</p>	<p>Show and talk आलू प्याज़ टमाटर पालक बैंगन भेंडी करेला लौकी गाजर मिर्ची <a href="https://www.youtube.com/watch?V=u2re5awLhRQ">https://www.youtube.com/watch?V=u2re5awLhRQ</a></p>	<p>Identifies and names different kinds of vegetables in hindi</p>	<p>Separating fruits and vegetables from basket</p>
<p>November 25</p>	<p>Vyanjan प् फ ब भ म या र ल व सा श ष Tb pg no 28,29</p>	<p>Name the fruits in hindi</p>	<p>To demonstrate analyzing thinking and visualization skills</p>	<p>Activity Eating favourite fruit Apple, mango, water melon, guava, grapes, cherry, pine apple, banana , straw berry musk melon <a href="https://www.youtube.com/watch?V=Q-1EqNEjjLi">https://www.youtube.com/watch?V=Q-1EqNEjjLi</a></p>	<p>Identifies and names different kinds of fruits in hindi</p>	<p>Identifies soft and hardness of fruit by eating</p>
<p>December 25</p>	<p>Vyanjan सा हल क्ष त्र (jna) Two and three letter words Pg.No:30 जा+ग न +ल</p>	<p>Concept the letters to form two and three letters words</p>	<p>Identify the picture to write two and three letter words</p>	<p>Block letters frame a word by using letters Black board, chalk, flash cards Pg.No:32 to 35 Two letter words <a href="https://www.youtube.com/">https://www.youtube.com/</a></p>	<p>Learns to frame two and three letter words Reads two and three letter words by seeing the picture</p>	<p>Recognize the picture with word</p>

	जग नल घ +र ऊ +न घर ऊन क+म +ल ऐ +न +क कमल ऐनक			watch?V=dsaGvZbcc Three letter words <a href="https://www.youtube.com/watch?V=d7LwUceg0JM">https://www.youtube.com/watch?V=d7LwUceg0JM</a> Pg.No:36 to 45		
January 22	Revision	Represent swar by matrayan	To identify letters with its matrayem' To pronounce and write the matrayen	Paining letters with its matra <a href="https://www.youtube.com/watch?V=Nh1FNscf16m">https://www.youtube.com/watch?V=Nh1FNscf16m</a> Pg.No: 46 to 55	Identifies and write matraye	Match the letter with its matraaye
February 23	Swar Vyanjan Two letter words	revision				